




# BOSCH




**Kettle, DesignLine, 1.7 l, Stainless steel  
TWK3P420**

- Removable stainless steel limescale filter
- Stainless steel interior base with concealed heating element
- Easy filling through spout - no need to open the lid
- Non-slip feet on base
- Lighted on-off switch


#### Included accessories



#### Optional accessories



#### Alternative colors available



#### Technical Data

##### Characteristics

Dimensions of the packed product (HxWxD) : 267 x 220 x 228  
 Pallet dimensions : 185.0 x 80.0 x 120.0  
 Quantity per packing unit : 2  
 Standard number of units per pallet : 90  
 Net weight : 1.290  
 Gross weight : 1.6  
 Connection Rating : 2400  
 Voltage : 220-240  
 Frequency : 50/60  
 Length electrical supply cord : 80.0  
 Plug type : Gardy plug w/ earthing  
 Approval certificates : CE, Eurasian, Morocco, Ukraine, VDE

Bosch  
 TWK3P420  
 kettle cordless

Predecessor:

Successor:

EAN code:  
 4242005188031

sales programme: