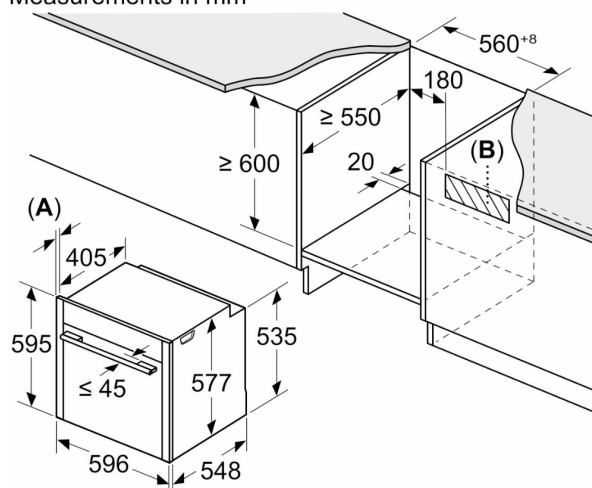


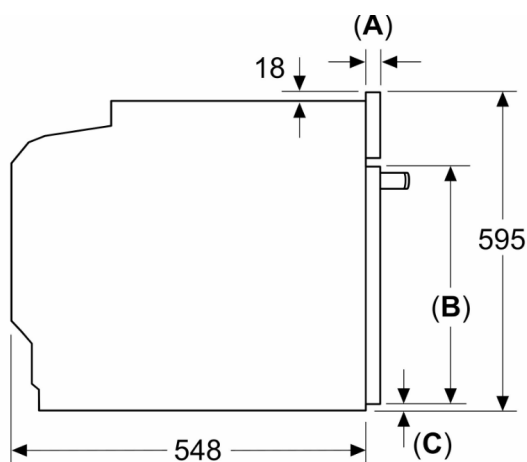
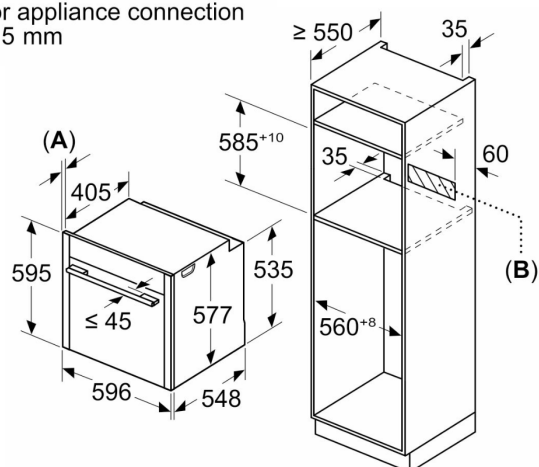
Oven, 60 x 60 cm, Flex Design
B29CR7KY0

Measurements in mm

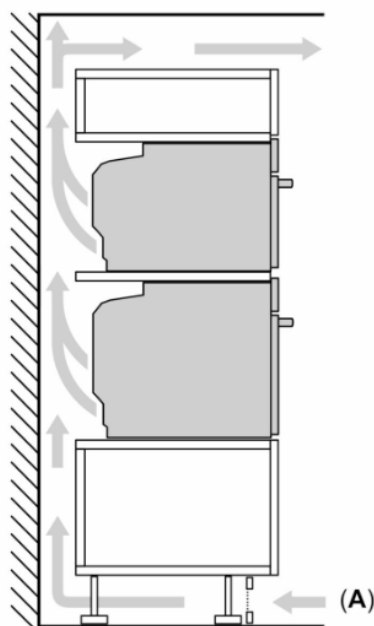


A: 22.6 mm

B: Space for appliance connection
320 x 115 mm



Installing two appliances on top of each other
Air exchange



A: Air inlet $\geq 200 \text{ cm}^2$

A: 22.6 mm
B: $\leq 487.5 \text{ mm}$
C: 7.5 mm

If the appliance will be installed underneath a hob, the following worktop thicknesses (including substructure if necessary) must be taken into account.

Hob type	min. worktop thickness	
	fitted	flush
Induction hob	37 mm	38 mm
Full surface Induction hob	47 mm	48 mm
Gas hob	30 mm	38 mm
Electric hob	27 mm	30 mm