


## Series 6, Induction hob with integrated ventilation system, 70 cm, surface mount without frame PVQ711H26E



**B**

1 x Slider for unducted recirculation, 1 x Clean Air Plus odor filter

HEZ390090 Wok Set consisting of 3 Items, HEZ9ES100 Espresso maker 4 cups, HEZ9FE280 Iron pan Ø 18 / 28 cm, HEZ9SE030 Set of 2 pots and 1 pan, HEZ9SE040 4 pieces Set, HEZ9SE060 6 pieces Set, HEZ9VDKE1 Exhaust kit, HEZ9VDKR0 Recirculation kit 2 L-bow (70cm), HEZ9VDKR1 Recirculation kit S and L-bow (60cm), HEZ9VDKR2 Recirculation kit 1x L-bow, HEZ9VDSB1 90° flat duct bend horizontal, HEZ9VDSB2 90° flat duct L vertical, HEZ9VDSB3 90° flat duct M vertical, HEZ9VDSB4 90° flat duct S vertical, HEZ9VDSI0 Adapter round-flat, HEZ9VDSI1 90° Adapter round-flat, HEZ9VDSM1 Straight tube 500mm, HEZ9VDSM2 Straight tube 1000mm, HEZ9VDSS1 Connector sleeve (female), HEZ9VDSS2 Flex sleeve (female), HEZ9VEDU0 Acoustics Filter, HEZ9VRCR1 Clean Air Plus odor filter (replacement), HEZ9VRPD0 Basic kit (partly-)ducted recirculation, HEZ9VRPD1 Plinth Diffusor, HEZ9VRUD0 Kit Unducted Recirculation

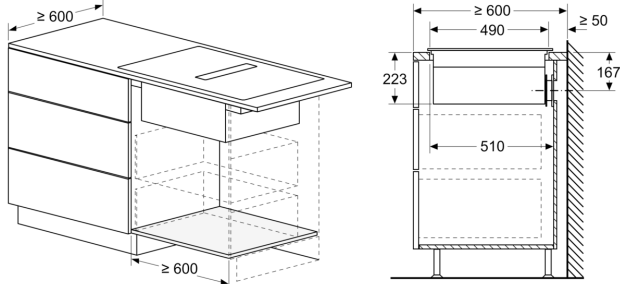
Gross weight: ..... 28.7 kg  
 Product name/family: ..... Cooking zone ceramic  
 Built-in / Free-standing: ..... Built-in  
 Energy input: ..... Electric  
 Min. required niche size for installation (HxWxD): ..... 223 x 560-560 x 490-490 mm  
 Width of the appliance: ..... 710 mm  
 Dimensions: ..... 223 x 710 x 522 mm  
 Dimensions of the packed product (HxWxD): ..... 431 x 950 x 672 mm  
 Net weight: ..... 22.3 kg  
 Gross weight: ..... 28.7 kg  
 Residual heat indicator: ..... yes  
 Location of control panel: ..... Front  
 Basic surface material: ..... Ceramic  
 Color of surface: ..... Black  
 Length electrical supply cord: ..... 110.0 cm  
 Sealed Burners: ..... No  
 Power Boost: ..... All cooking zones  
 Power of 2nd heating element (kW): ..... 3.6 kW  
 Number of speed settings: ..... 9-stage + 2 intensive  
 Max. air extraction: ..... 500 m³/h  
 Boost position output recirculating: ..... 595.0 m³/h  
 Max. air recirculation: ..... 487 m³/h  
 Boost position air extraction: ..... 622 m³/h  
 Noise level: ..... 69 dB(A) re 1 pW  
 Odour filter: ..... No  
 Voltage: ..... 220-240/380-415 V  
 Frequency: ..... 50-60 Hz  
 Length electrical supply cord: ..... 110.0 cm  
 Min. required niche size for installation (HxWxD): ..... 223 x 560-560 x 490-490 mm  
 Dimensions: ..... 223 x 710 x 522 mm  
 Dimensions of the packed product (HxWxD): ..... 431 x 950 x 672 mm  
 Net weight: ..... 22.3 kg  
 Included accessories: 1 x Slider for unducted recirculation, 1 x Clean Air Plus odor filter



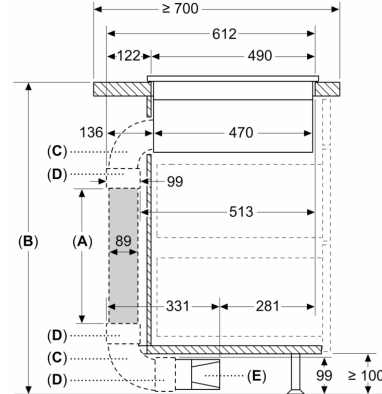
4 242005 433582

## Series 6, Induction hob with integrated ventilation system, 70 cm, surface mount without frame PVQ711H26E

measurements in mm



Measurements in mm



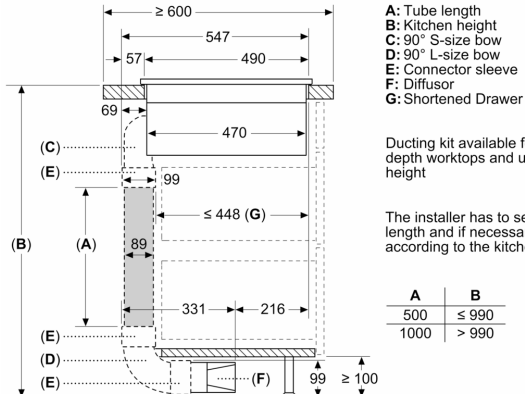
**A:** Tube length  
**B:** Kitchen height  
**C:** 90° L-size bow  
**D:** Connector sleeve  
**E:** Diffuser

Ducting kit available for ≥ 700 mm depth worktops and up to 960 mm height

The installer has to select the tube length and if necessary cut it according to the kitchen height

A	B
500	≤ 960
1000	> 960

Measurements in mm



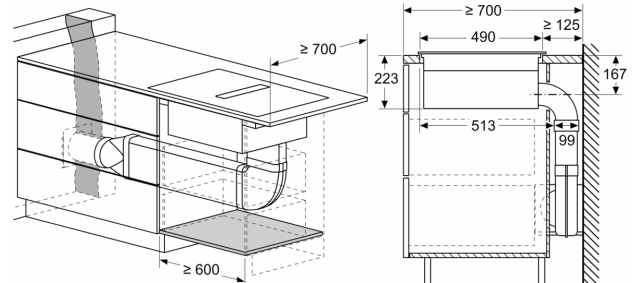
**A:** Tube length  
**B:** Kitchen height  
**C:** 90° S-size bow  
**D:** 90° L-size bow  
**E:** Connector sleeve  
**F:** Diffuser  
**G:** Shortened Drawer

Ducting kit available for ≥ 600 mm depth worktops and up to 960 mm height

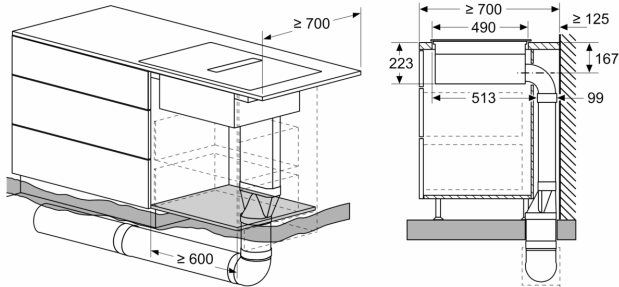
The installer has to select the tube length and if necessary cut it according to the kitchen height

A	B
500	≤ 990
1000	> 990

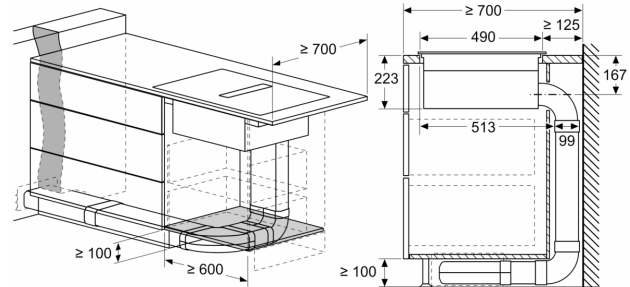
measurements in mm



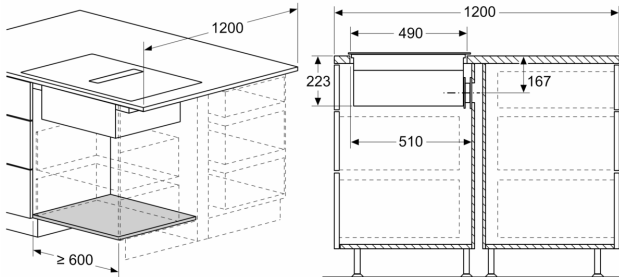
measurements in mm



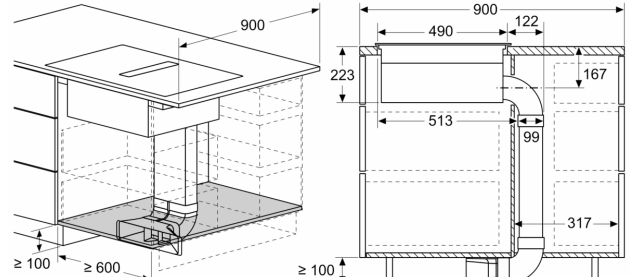
measurements in mm



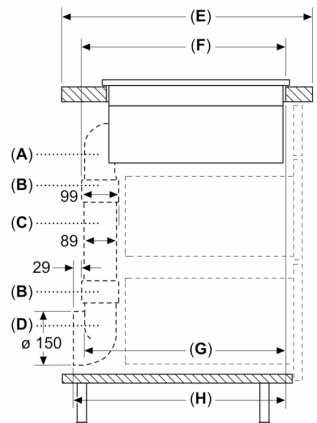
measurements in mm



measurements in mm



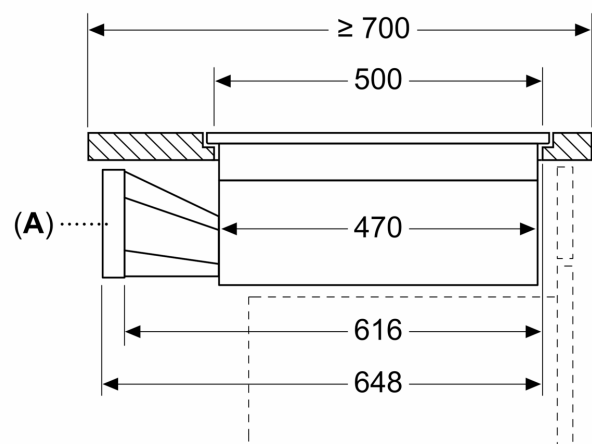
Measurements in mm



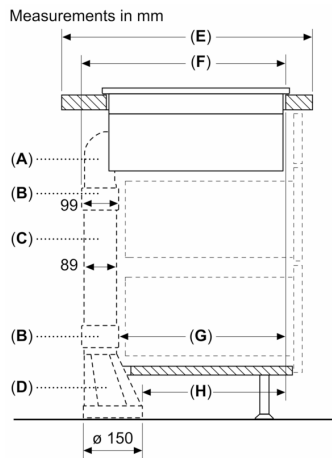
A	E	F	G	H
S-size	≥ 600	547	545	579
M-size	≥ 650	574	569	603
L-size	≥ 700	612	609	643

A: 90° Bow  
B: Connector sleeve  
C: Straight tube  
D: 90° Adapter round-flat

Measurements in mm

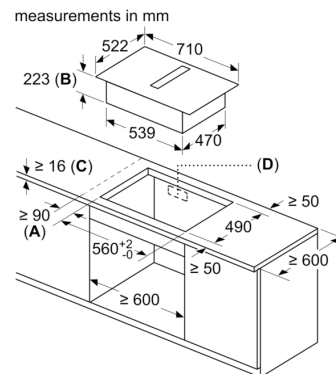


A: Adapter round-flat



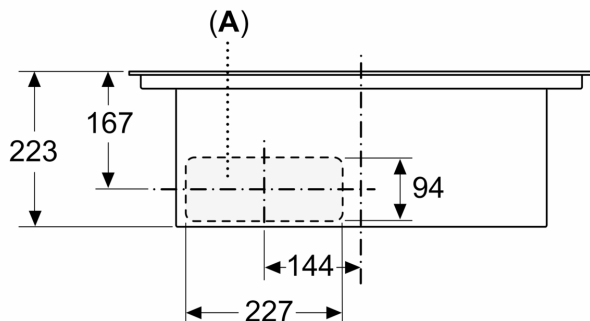
	A	E	F	G	H
S-size	≥ 600	547	451	389	
M-size	≥ 650	574	475	413	
L-size	≥ 700	612	515	453	

A: 90° Bow  
 B: Connector sleeve  
 C: Straight tube  
 D: Straight adapter round-flat

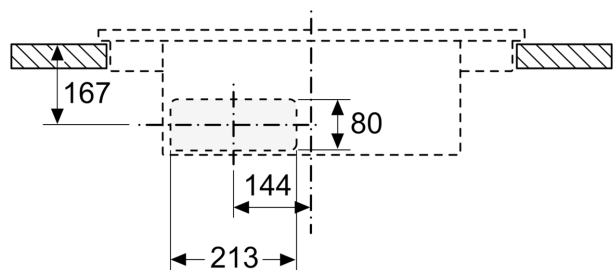


A: Minimum distance from the hob cut-out to the wall  
 B: Recessing depth  
 C: The worktop into which the hob is installed must withstand loads of approx. 60kg; suitable substructures must be used if required.  
 D: Cut-out in back panel required for pipework. Exact size and position can be taken from specific drawing.

measurements in mm  
 Front view



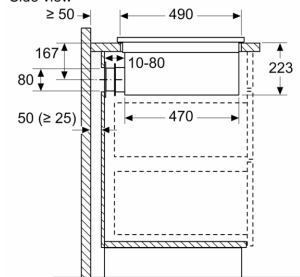
measurements in mm  
 Front view – unit cut-out for unducted recirculation



A: Connected directly at the rear

measurements in mm

Side view



When installing directly against outer walls that are not insulated ( $\mu \geq 0.5 \text{ W/m}^2\text{°C}$ ), we recommend using partially or fully ducted recirculation configurations.

measurements in mm

Front view

