

N 70, Built-in oven, 60 x 60 cm, Flex Design
B59CR7KY0



Features

Technical Data

Gross weight : 42.3 kg
 Built-in / Free-standing : Built-in
 Integrated Cleaning system : Pyrolytic+Hydrolytic
 Min. required niche size for installation (HxWxD) : 585-595 x 560-568 x 550 mm
 Dimensions : 595 x 596 x 548 mm
 Dimensions of the packed product (HxWxD) : 660 x 650 x 690 mm
 Control Panel Material : Glass
 Door Material : Glass
 Net weight : 39.7 kg
 Usable volume of cavity : 71 l
 Heating modes : : Bottom heat, Bread Baking Setting, Conventional heat, Conventional heat gentle, Dough proving setting, Full width grill, Half width grill, Hot Air, Hotair gentle, Hot air grilling, low temperature cooking, Pizza setting, pre-heating, warming
 Number of interior lights : 1
 Length electrical supply cord : 120.0 cm
 Interior Lights - cavity 1 : 1
 Pull-out system : Clip rails
 Included accessories : 1 x enamel baking tray, 1 x combination grid, 1 x universal pan
 Broil Element Wattages cavity 1 : 2800 W
 Convection Element Wattages cavity 1 : 2300 W
 Energy efficiency class (2010/30/EC) : A+
 Energy consumption per cycle conventional (2010/30/EC) : 0.87 kWh/cycle
 Energy consumption per cycle forced air convection (2010/30/EC) : 0.69 kWh/cycle
 Energy efficiency index (2010/30/EC) : 81.2 %
 Connection Rating : 3600 W
 Fuse protection : 16 A
 Voltage : 220-240 V
 Frequency : 50; 60 Hz
 Plug type : Gardy plug w/ earthing
 Energy input : Electric
 Required cutout/niche size for installation (in) : x
 Dimensions of the packed product : 25.98 x 25.59 x 27.16
 Net weight : 87.000 lbs
 Gross weight : 93.000 lbs
 Length electrical supply cord : 120.0 cm
 Net weight : 39.7 kg

Included accessories

1 x enamel baking tray, 1 x combination grid, 1 x universal pan

Optional accessories

Z11AB15A0 : , Z11AU15A0 : , Z11CR10X0 : , Z11SZ00X1 : ,
 Z12CB10A0 : , Z12CL10A0 : , Z12CM10A0 : , Z12CN10A0 : ,
 Z12CP10A0 : , Z12CU10A0 : , Z1365WX0 : , Z13CR10X0 : ,
 Z13CV06S0 : , Z1608CX0 : , Z1655CA0 : , Z1913X0 : , Z9060AY0 : ,
 Z9060BY0 : , Z9060DY0 : , Z9060MY0 : , Z9075AY0 : , Z9075BY0 : ,
 Z9075DY0 : , Z9075MY0 : , Z9098AY0 : , Z9098BY0 : , Z9098DY0 : ,
 Z9098MY0 : , Z9105AY0 : , Z9105BY0 : , Z9105DY0 : , Z9105MY0 : ,
 Z912AAY0 : , Z912ABY0 : , Z912ADY0 : , Z912AMY0 : , Z912BAY0 : ,
 Z912BBY0 : , Z912BDY0 : , Z912BMY0 : , Z990AAY0 : , Z990ABY0 : ,
 Z990ADY0 : , Z990AMY0 : , Z99RX70X0 :



Features

Type of oven / heating system:

- Temperature range 40 °C - 275 °C
- Cavity volume: 71 l

Hook-in racks / rails

- Number of shelf levels: 4 PC
- full extension, pyrolitic proof, Cliprails, with Stop function

Design:

- Touch control
- Cavity inner surface: enamel anthracite

Cleaning:

- Pyrolytic self-cleaning function
- Cleaning aid
- Full glass inner door - safer touch door

Comfort:

- Electronic clock
- Temperature proposal
Actual temperature display Optical temperature control
- Hide®, the fully retracting oven door.
- Slide®, the revolving handle.
- Supporting systems: Dish Assist
- Rapid heating-up
- LED light, Independent oven interior light button
- Cooling fan
- Stainless-steel fan
- HomeConnect ready on Wi-Fi

Accessory:

- enamel baking tray, combination grid, universal pan

Environment and Safety:

- Very low door temperature
- Automatic door lock during pyrolysis
Individual adjustable child lock Safety switch off Residual heat indicator Start-/Stop button Door contact switch

Technical Information

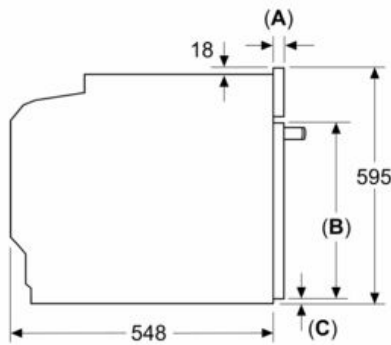
- Length of mains cable: 120 cm
- Nominal voltage: 220 - 240 V
- Total connected load electric: 3.6 KW
- Energy efficiency rating (acc. EU Nr. 65/2014): A+(at a range of energy efficiency classes from A+++ to D)
Energy consumption per cycle in conventional mode:0.87 kWh
Energy consumption per cycle in fan-forced convection mode:0.69 kWh
Number of cavities: 1 Heat source: electrical Cavity volume:71 l

Dimensions:

- Appliance dimension (hxwxh): 595 mm x 596 mm x 548 mm
- Niche dimension (hxwxh): 585 mm - 595 mm x 560 mm - 568 mm x 550 mm
- "Please reference the built-in dimensions provided in the installation drawing"

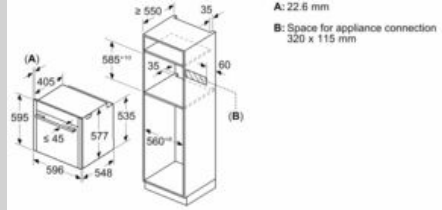
Dimensioned drawings

Measurements in mm



A: 22.6 mm
B: ≤ 487.5 mm
C: 7.5 mm

Measurements in mm

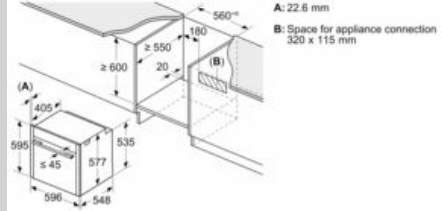


A: 22.6 mm
B: Space for appliance connection
320 x 115 mm

If the appliance will be installed underneath a hob, the following worktop thicknesses (including substructure if necessary) must be taken into account.

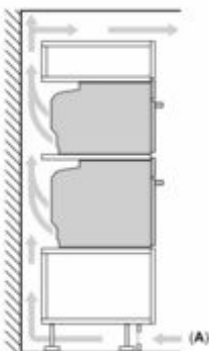
Hob type	min. worktop thickness	
	fitted	flush
Induction hob	37 mm	38 mm
Full surface Induction hob	47 mm	48 mm
Gas hob	30 mm	38 mm
Electric hob	27 mm	30 mm

Measurements in mm



A: 22.6 mm
B: Space for appliance connection
320 x 115 mm

Installing two appliances on top of each other
Air exchange



A: Air inlet ≥ 200 cm²