

N 90, Built-in oven with steam function, 60 x 60 cm, Flex  
Design  
B59FS3AY0



#### Features

##### Technical Data

Gross weight : 95.000 lbs  
 Built-in / Free-standing : Built-in  
 Door opening : Drop down  
 Min. required niche size for installation (HxWxD) : 585-595 x 560-568 x 550 mm  
 Dimensions : 595 x 596 x 548 mm  
 Dimensions of the packed product (HxWxD) : 665 x 650 x 690 mm  
 Control Panel Material : Glass  
 Door Material : Glass  
 Net weight : 40.7 kg  
 Length electrical supply cord : 120.0 cm  
 Heating modes : 4D hot air, Bottom heat, Bread Baking Setting, Conventional heat, Conventional heat gentle, Defrost, fermentation, Full width grill, Half width grill, Hotair gentle, Hot air grilling, low temperature cooking, Pizza setting, pre-heating, Regeneration, Sous-vide, Steam 100%, warming  
 Time-setting Options : Start and Stop  
 Fuse protection : 16 A  
 Voltage : 220-240 V  
 Frequency : 50; 60 Hz  
 Plug type : Gardy plug w/ earthing  
 Energy input : Electric  
 Fuse protection : 16 A  
 Voltage : 220-240 V  
 Frequency : 50; 60 Hz  
 Plug type : Gardy plug w/ earthing  
 Dimensions of the packed product : 26.18 x 25.59 x 27.16  
 Net weight : 90.000 lbs  
 Included accessories : 1 x enamel baking tray, 1 x grid, 1 x universal pan, 1 x steam container, punched, size XL, 1 x sponge, 1 x Steam container, unpunched, size M

#### Optional accessories

Z11AB15A0 : , Z11AU15A0 : , Z11CG10X1 : , Z11CR10X0 : ,  
 Z11SZ00X1 : , Z12CB10A0 : , Z12CL10A0 : , Z12CM10A0 : ,  
 Z12CN10A0 : , Z12CP10A0 : , Z12CU10A0 : , Z1365WX0 : ,  
 Z13CR10X0 : , Z13CV06S0 : , Z1608DX0 : , Z1650DU0 : ,  
 Z1655CA0 : , Z9060AY0 : , Z9060BY0 : , Z9060DY0 : , Z9060MY0 : ,  
 Z9075AY0 : , Z9075BY0 : , Z9075DY0 : , Z9075MY0 : , Z9098AY0 : ,  
 Z9098BY0 : , Z9098DY0 : , Z9098MY0 : , Z9105AY0 : , Z9105BY0 : ,  
 Z9105DY0 : , Z9105MY0 : , Z912AAY0 : , Z912ABY0 : , Z912ADY0 : ,  
 Z912AMY0 : , Z912BAY0 : , Z912BBY0 : , Z912BDY0 : , Z912BMY0 : ,  
 Z990AAY0 : , Z990ABY0 : , Z990ADY0 : , Z990AMY0 : , Z99RX70X0 :



N 90, Built-in oven with steam function, 60 x 60  
cm, Flex Design  
B59FS3AY0

## Features

### Type of oven / heating system:

- Temperature range 40 °C - 250 °C
- Cavity volume: 71 l

### Hook-in racks / rails

- Number of shelf levels: 4 PC
- full extension, Cliprails, with Stop function

### Design:

- Touch control
- Cavity inner surface: enamel anthracite

### Cleaning:

- Eco Clean: coating of back panel
- Cleaning aid
- Full glass inner door - safer touch door

### Comfort:

- Electronic clock
- Temperature proposal  
Actual temperature display Optical temperature control
- Hide®, the fully retracting oven door.
- Slide®, the revolving handle.
- Supporting systems: Dish Assist
- Rapid heating-up
- LED light, Independent oven interior light button
- Water tank empty indicator
- Location of the steam generator is outside of the cavity
- Cooling fan
- Stainless-steel fan
- HomeConnect ready on Wi-Fi

### Accessory:

- enamel baking tray, Steam container, punched, size M, steam container, punched, size XL, Steam container, unpunched, size M, grid, sponge, universal pan

### Environment and Safety:

- Low door temperature
- Individual adjustable child lock  
Safety switch off Residual heat indicator Start-/Stop button Door contact switch

### Technical Information

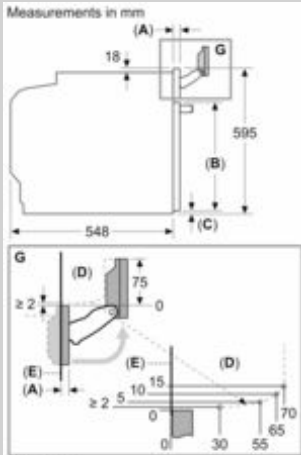
- Length of mains cable: 120 cm
- Nominal voltage: 220 - 240 V
- Total connected load electric: 3.6 KW
- Energy efficiency rating (acc. EU Nr. 65/2014): A+ (at a range of energy efficiency classes from A+++ to D)  
Energy consumption per cycle in conventional mode: 0.87 kWh  
Energy consumption per cycle in fan-forced convection mode: 0.69 kWh  
Number of cavities: 1 Heat source: electrical Cavity volume: 71 l

### Dimensions:

- Appliance dimension (hxwxh): 595 mm x 596 mm x 548 mm
- Niche dimension (hxwxh): 585 mm - 595 mm x 560 mm - 568 mm x 550 mm
- "Please reference the built-in dimensions provided in the installation drawing"

N 90, Built-in oven with steam function, 60 x 60 cm, Flex Design  
B59FS3AY0

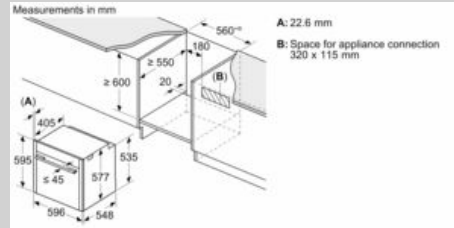
Dimensioned drawings



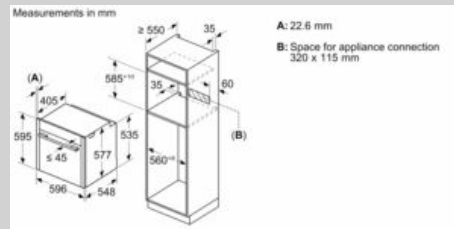
A: 22.6 mm  
B: ≤ 487.5 mm

If the appliance will be installed underneath a hob, the following worktop thicknesses (including substructure if necessary) must be taken into account.

Hob type	min. worktop thickness	
	fitted	flush
Induction hob	37 mm	38 mm
Full surface Induction hob	47 mm	48 mm
Gas hob	30 mm	38 mm
Electric hob	27 mm	30 mm

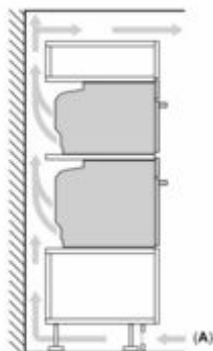


A: 22.6 mm  
B: Space for appliance connection 320 x 115 mm



A: 22.6 mm  
B: Space for appliance connection 320 x 115 mm

Installing two appliances on top of each other  
Air exchange



A: Air inlet ≥ 200 cm<sup>2</sup>