

**Series 4, Integrated Design Hood, 60 cm, clear glass
DBB66AF60**



- DWZ0IB0U0 Standard recirculation kit
- DWZ0IM0A0 Standard odor filter (replacement)
- DWZ0IT0P0 Long Life odor filter (replacement)
- DWZ1IT1D1 Long Life recirculation kit external
- DWZ1IX1B6 Clean Air Plus odor filter (replacement)
- DWZ1IX1C6 Clean Air Plus recirc. kit external

Perfectly integrated design hood for optimal usage of space inside your cupboard.

- **Metal Grease Filter:** cleans the air, captures grease, easy monthly clean-up.

Typology: Built-in/Built-under
 Length electrical supply cord: 150.0 cm
 Min. required niche size for installation (HxWxD): 356mm x 562.0mm x 310mm mm
 Height of product, without chimney: 60 mm
 Net weight:9.5 kg
 Type of control:mechanical
 Number of speed settings: 3
 Max. air extraction: 620 m³/h
 Max. air recirculation: 594 m³/h
 Number of lights: 2
 Noise level:70 dB(A) re 1 pW
 Diameter of air outlet:150 mm
 Grease filter material:Washable aluminium
 Odour filter: No
 Operating Mode:Exhaust / Recirculation (Accessory available separately)
 Optional accessories: DWZ0IB0U0, DWZ0IM0A0, DWZ0IT0P0, DWZ1IT1D1, DWZ1IX1B6, DWZ1IX1C6
 Type of lamps used: LED
 Total power of the lamps: 5 W
 Grease filter type:Kassette
 Connection rating: 255 W
 Voltage: 220-240 V
 Frequency: 50; 60 Hz
 Plug type: Euro plug w/ earthing 16A/250V
 Installation typology: Built-in
 Material body: Lacquered
 Plug type: Euro plug w/ earthing 16A/250V
 Dimensions of the product, with chimney (if exists) (in):x x
 Dimensions of the packed product: 14.96 x 37.79 x 19.29
 Net weight:21.000 lbs
 Gross weight: 31.000 lbs
 Motor location: Integrated motor in hood body
 No-return airflow flap: Yes
 Length electrical supply cord: 150.0 cm
 Dimensions of the product, with chimney (if exists): .x 594.0 x 310.0 mm
 Dimensions of the packed product (HxWxD): 380 x 960 x 490 mm
 Net weight:9.5 kg
 Gross weight: 14.1 kg



Series 4, Integrated Design Hood, 60 cm, clear glass DBB66AF60

Perfectly integrated design hood for optimal usage of space inside your cupboard.

- Blower Efficiency Class: A*
- Lighting Efficiency Class: A
- Grease Filtering Efficiency Class: C
- Power rating: 255 W

Variant

- 59 cm wide
- Install into a 60cm wide wall cupboard
- Suitable for ducted or re-circulated extraction
- For recirculated extraction various recirculation kits are available as optional accessories.

Design

- Flush-fitted installation for a seamless integration in wall cupboards.
- Adjustable glass visor for additional vapor capture

Comfort

- Rotary switch, retractable,
- 3 speeds

Features

- 2 x 2 W LED
- Colour Temperature: 3500 K
- Light Intensity: 76 lux
- Energy efficient capacitor motor
- Metal grease filter, dishwasher safe
- Cassette with alu frame
- Easy to clean smooth surfaces and materials.

Performance

- Extraction rate exhaust air according to EN 61591 max. 620 m³/h
- Noise level according to EN 60704-2-13 at max. normal use exhaust air: Noise, max. speed in normal use: 70 dB dB(A) re 1 pW
- Noise min./max. Normal Level: 50/70 dB
- With the Clean Air Plus recirculation kit (available as optional accessory) your appliances reaches:
- Extraction rate in recirculation mode: Max. normal use: 594 m³/h
- Noise level in recirculation mode: Max. normal use: 76 dB(A) re 1 pW

Planning and installation information

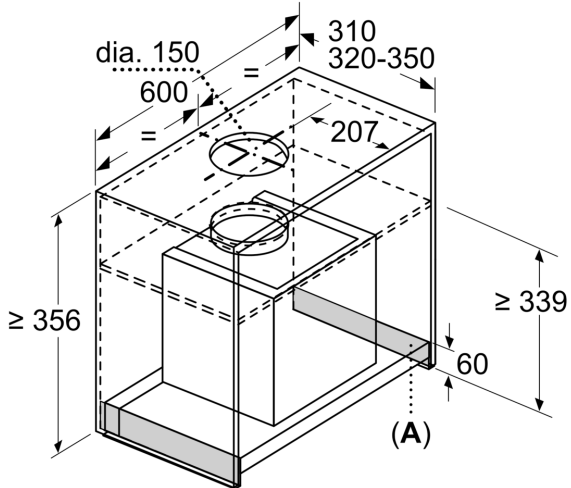
- Suitable for installation in bottomless wall cupboards
- Filler strips for installation in cupboard with max. depth of 350 mm.
- Dimensions (HxWxD): 356 x 594 x 310 mm
- Built-in dimensions (HxWxD): 356 x 562 x 310 mm
- 150 mm diameter pipe
- with one-way flap
- Electrical cable length 1.5 m
- Please reference the built-in dimensions provided in the installation drawing

Consumption Data

- Energy Efficiency Class: A (at a range of energy efficiency classes from A+++ to D)
- Average Energy Consumption: 56.5 kWh/year

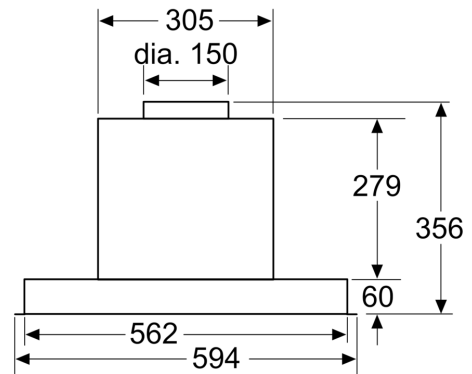
Series 4, Integrated Design Hood, 60 cm, clear glass
DBB66AF60

measurements in mm

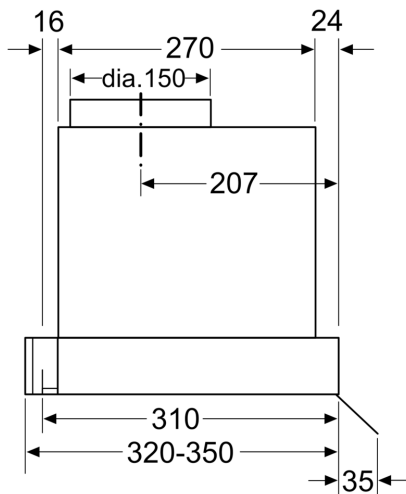


A: Area without hinge

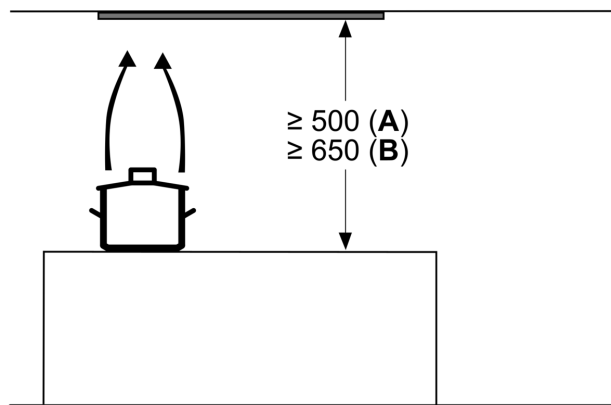
measurements in mm
 front view



measurements in mm
 side view



measurements in mm



From upper edge of pan support:
A: Electric
B: Gas