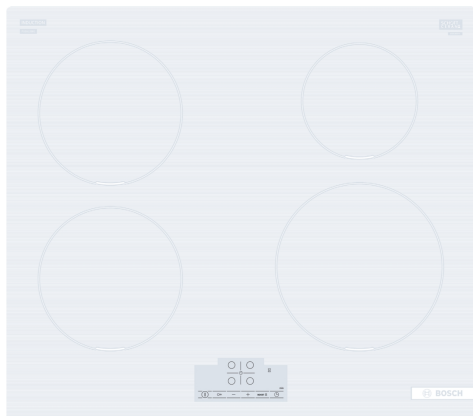


Series 4, Induction hob, 60 cm, surface mount without frame PUE612BB1J



HEZ32WA00	Wireless food thermometer
HEZ390090	Wok Set consisting of 3 Items
HEZ9ES100	Espresso maker 4 cups
HEZ9FE280	Iron pan Ø 18 / 28 cm
HEZ9SE030	Set of 2 pots and 1 pan
HEZ9SE040	4 pieces Set
HEZ9SE060	6 pieces Set

The induction hob: cook fast, clean and safely while using very little energy.

- **17 Power Levels for Each Cooking Zone**
- **Touch Select:** selection of the desired cooking zone and easy setting of the desired power level.
- **PowerBoost:** Up to 50% more power for faster heating.
- **Restart:** restores hob settings in case of an unintentional hob switch-off.
- **Timer with switch-off function:** turns off the assigned cooking zone after the set time.

Product name/family: Cooking zone ceramic
 Built-in / Free-standing: Built-in
 Energy input: Electric
 Total number of positions that can be used at the same time: 4
 Required niche size for installation (HxWxD): 51 x 560-560 x 490-500 mm
 Width of the appliance: 592 mm
 Dimensions: 51x592x522 mm
 Dimensions of the packed product (HxWxD): 130 x 750 x 600 mm
 Net weight: 9.3 kg
 Gross weight: 11.5 kg
 Residual heat indicator: yes
 Location of control panel: Front
 Basic surface material: Ceramic
 Color of surface: Azurish white
 Length electrical supply cord: 110.0 cm
 Sealed Burners: No
 Power Boost: All cooking zones
 Power of heating element (kW): 1.8 kW
 Power of 3rd heating element (kW): 1.8 kW
 Power of 5th heating element (kW): 1.4 kW
 Power of heating element (kW in boost): [3.0] kW
 Power of 3rd heating element (kW in boost): [3.0] kW
 Power of 5th heating element (kW in boost): [2.2] kW
 Connection rating: 3000 W
 Voltage: 220-240 V
 Frequency: 50; 60 Hz
 Energy input: Electric
 Plug type: GARDY plug w/ earthing
 Appliance Dimensions (h x w x d) (in): x x
 Dimensions of the packed product: 5.11 x 23.62 x 29.52
 Net weight: 21.000 lbs
 Gross weight: 25.000 lbs
 Total number of positions that can be used at the same time: 4
 Length electrical supply cord: 110.0 cm
 Required niche size for installation (HxWxD): 51 x 560-560 x 490-500 mm
 Dimensions: 51x592x522 mm
 Dimensions of the packed product (HxWxD): 130 x 750 x 600 mm
 Net weight: 9.3 kg
 Gross weight: 11.5 kg



4 242005 381401

Series 4, Induction hob, 60 cm, surface mount without frame PUE612BB1J

**The induction hob: cook fast, clean and
safely while using very little energy.**

- 60 cm: space for 4 pots or pans.

Flexibility of cooking zones

- Cooking zone front left: 180 mm, 1.8 KW (max. power 3 KW)
- Cooking zone rear left: 180 mm, 1.8 KW (max. power 3 KW)
- Cooking zone rear right: 145 mm, 1.4 KW (max power 2.2 KW)
- Cooking zone front right: 210 mm, 2.2 KW (max. power 3 KW)

Usage convenience

- 17 power levels: precisely adapt the heat with 17 power levels (9 main levels and 8 intermediate levels).

Time saving & efficiency

- PowerBoost function for all zones
- : boil water more quickly thanks to 50% more energy than at the highest standard level.
- QuickStart Function: when switching on, the hob automatically selects the cooking zone with cookware (placed in off-mode).
- ReStart Function: in case of unintentional switch-off, restore all previous settings by switching on the hob again within 4 seconds.

Design

- frameless

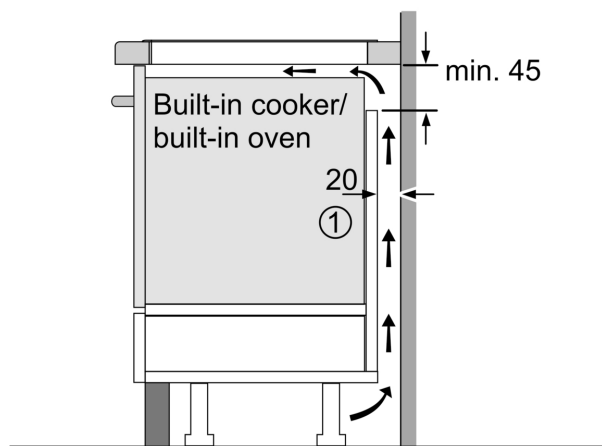
Safety

- 2 stage residual heat indicator: indicates which cooking zones are still hot or warm.
- Childproof lock: prevent unintended activation of the hob.
- Main switch: switch off all cooking zones at the touch of a button.
- Safety switch-off: for safety reasons, heating stops after a preset time without interaction (customizable).

Installation

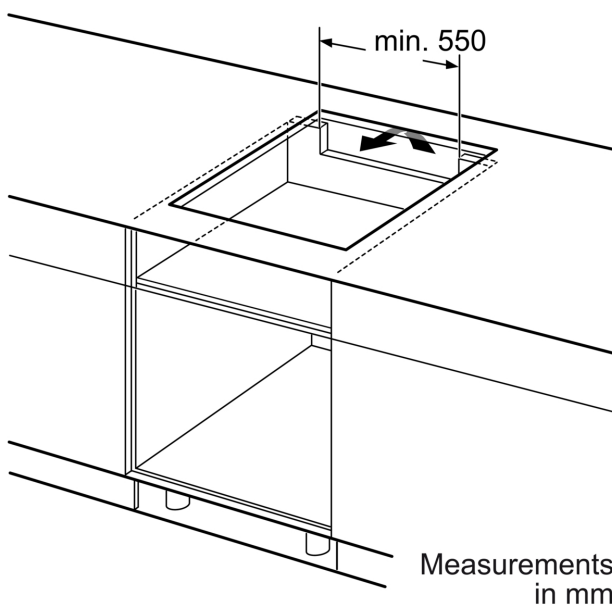
- Dimensions of the product (HxWxD mm): 51 x 592 x 522
- Required niche size for installation (HxWxD mm) : 51 x 560 x (490 - 500)
- Min. worktop thickness: 16 mm
- Connected load: 3000 W
- PowerManagement Function: limit the maximum power if needed (depends on fuse protection of electric installation).

**Series 4, Induction hob, 60 cm,
surface mount without frame
PUE612BB1J**

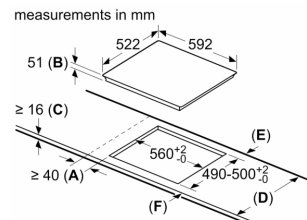


①
Ventilation gap must
be present

All measurements in mm



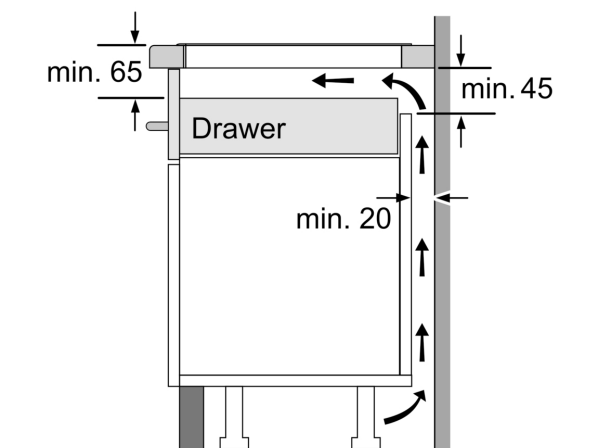
Measurements
in mm



A: Minimum distance from the hob cut-out to the wall.
B: Recessed depth.
C: The clearance between the surface of the worktop and the top of the front of the oven must be 30 mm. See space requirements for the oven.

The worktop into which the hob is installed must withstand loads of approx. 60 kg; suitable substructures must be used if required.

D	E	F
585-600	50	≥ 35
> 600	≥ 50	≥ 50



Measurements in mm