

## iQ300, built-in freezer, 177.2 x 55.8 cm, flat hinge GI81NVEE0



Included accessories	
1 x ice cube tray	
Optional accessories	
KS0BZS00	Heavy-duty hinge support

**freezer with electronic temperature control**

- ✓ noFrost: Never defrost your freezer again.
- ✓ Drawers and glass shelves easily rearranged to organize your freezer space flexibly - varioZone.
- ✓ Intelligent Inverter Compressor provides better temperature control and efficient performance.
- ✓ Electronic temperature control – Makes setting and checking the fridge temperature easier than ever.
- ✓ Made in Germany – A promise of top quality, state-of-the-art design and innovative features.

**Features**

**Technical Data**

Energy Efficiency Class (Regulation (EU) 2017/1369)<sup>1</sup>: ..... E  
 Average annual energy consumption in kilowatt hour per year (kWh/a)<sup>2</sup>: ..... 235 kWh/annum  
 Sum of volume of frozen compartments: ..... 212 l  
 Airborne acoustical noise emissions : ..... 35 dB(A) re 1pW  
 Airborne acoustical noise emission class: ..... B  
 Product category: ..... Upright freezer  
 Design: ..... Built-in  
 Frost free system: ..... Fridge and freezer  
 Climate class: ..... SN-T  
 Door panel options: ..... Not possible  
 Width of the appliance: ..... 558 mm  
 Depth: ..... 545 mm  
 Dimensions of the packed product (HxWxD): ..... 1840x610x640 mm  
 Required niche size for installation (HxWxD): .... 1775x560x550 mm  
 Warning signal / malfunction: ..... Both visual and audible  
 Defrost: ..... Automatic  
 Cover door installation system: ..... Fixed-mounted  
 Number of drawers/baskets (Stck): ..... 5  
 Number of freezing flaps (Stck): ..... 2  
 Lockable door: ..... No  
 Thermometer freeze section: ..... Digital  
 Length electrical supply cord: ..... 230 cm  
 Door hinge: ..... Left reversible  
 Net weight: ..... 64.6 kg  
 Gross weight: ..... 68.8 kg  
 Multi-Flow Air Tower: ..... No  
 Number of compressors: ..... 1  
 Number of independent cooling systems: ..... 1  
 Economy setting: ..... No  
 Fast freezing function: ..... Yes  
 Door bin adjustability - Freezer: ..... No  
 Tilt-out door bins in freezer: ..... No  
 Door bin adjustability - Freezer: ..... No  
 Reversible Door Hinge: ..... Yes  
 Fuse protection: ..... 10 A  
 Frequency: ..... 50 Hz  
 Door panel options: ..... Not possible  
 Installation typology: ..... Full-integrated  
 Noise level: ..... 36 dB(A) re 1pW  
 ENERGY STAR® certified: ..... No  
 Plug type: ..... Gardy plug w/ earthing  
 Required cutout/niche size for installation (in): ..... x  
 Dimensions of the packed product: ..... 72.44 x 24.01 x 25.19  
 Net weight: ..... 142.000 lbs  
 Gross weight: ..... 152.000 lbs  
 Included accessories: ..... 1 x ice cube tray

<sup>1</sup> Scale of Energy Efficiency Classes from A to G  
<sup>2</sup> Based on the results of the standard 24-hour test. Actual consumption depends on usage/position of the appliance.



## iQ300, built-in freezer, 177.2 x 55.8 cm, flat hinge GI81NVEE0

### Features

#### Performance and consumption

- Energy Class: E
- Total Volume: 212 l
- Annual Energy Consumption: 235 kWh/a
- Fast Freeze Facility
- Noise Level : 35 dB , B Class

#### Design and Styling

- Flat hinge

#### Convenience & Safety

- noFrost
- 7 segment electronic control
- Super Freezing: Manual/automatic activation
- freshSense - constant temperature by intelligent sensor technology
- Acoustic Warning System, Warning System by temperature increase

#### Freezer

- Net Freezer Volume : 212 l
- Net 4\* compartment volume : 212 l
- Freezing capacity 24h: 13.8 kg
- Temperature rise time : 8 H
- 5 transparent freezer drawers, incl.2 x big box
- 2 transparent hinged compartments
- Vario Zone - removable safety glass shelves for extra space!

#### Dimensions

- Appliance Dimensions ( H x W x D): 177.2 cm x 55.8 cm x 54.5 cm
- Niche Dimension (H x W x D): 177.5 cm x 56.0 cm x 55.0 cm

#### Technical Information

- Door left hinged, reversible
- Climate Class: SN-T
- Length of power cord: 230 cm
- Nominal voltage: 220 - 240 V

#### Accessories

- ice cube tray
- ice cube tray

#### Country Specific Options

- Based on the results of the standard 24-hour test. Actual consumption depends on usage/position of the appliance.

#### General Information

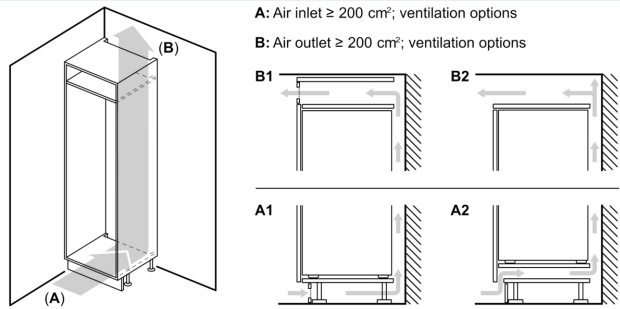
#### Environment and Safety

#### Installation

- side-by-side capable
- Side-by-Side Enabler: yes, both sides

iQ300, built-in freezer, 177.2 x 55.8 cm, flat hinge  
GI81NVEE0

Dimensioned drawings

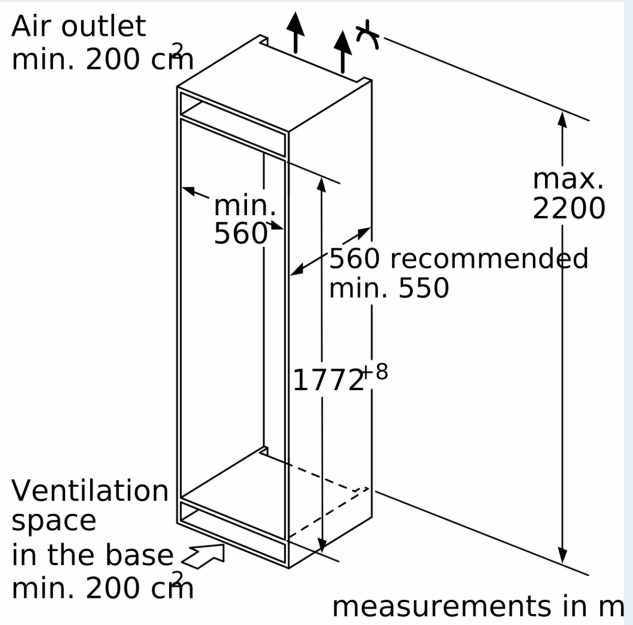
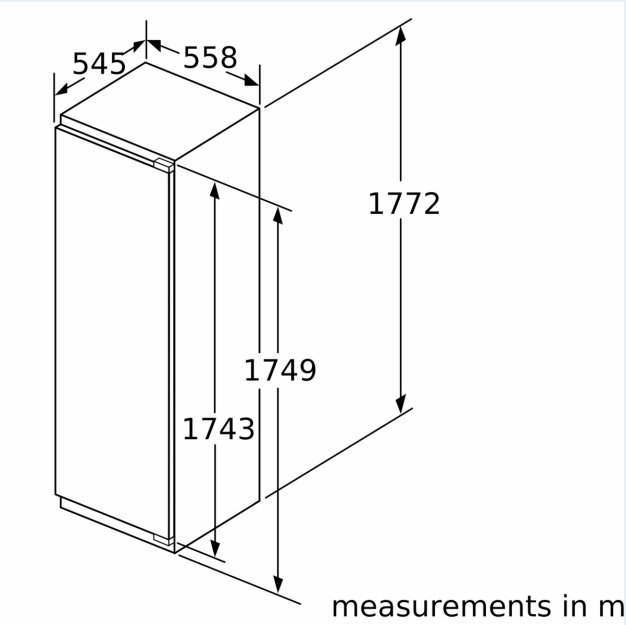


**Maximal permissible weight of the unit fronts**

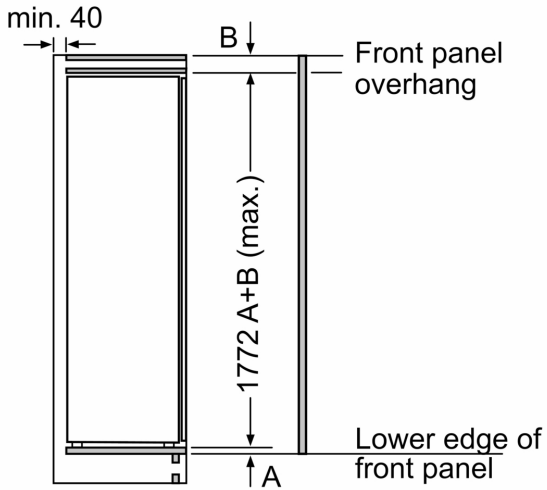
Fitted unit fronts that exceed the permissible weight may cause damage and result in functional impairment of the hinges

**W**: Weight  
**A**: Appliance door height including hinges in mm  
**B**: Undamped hinge, unit front in kg  
**C**: Damped hinge, unit front in kg  
**D**: Additional possible load in kg with heavy load kit

A	B	C	D
1500-1750	22	22	B+5 / C+5
720-1400	19	19	
A1	15	19	
A2	15	19	

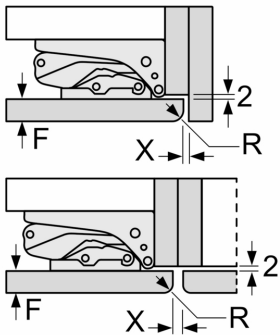


## Dimensioned drawings



measurements in mm

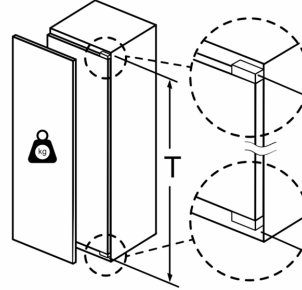
measurements in mm  
Recommended gap dimensions for flat hinges



F	R	X
16-19	0-3	2.5
20	0-1	3
	2-3	2.5
21	0-1	3
	2-3	2.5
22	0	4
	1	3.5
	2-3	3

The gap dimensions recommended in the table must be adhered to in order to ensure that appliance doors do not collide with anything when they are opened, and to avoid causing damage to kitchen units.

## Maximal permissible weight of the unit fronts



Fitted kitchen unit doors that exceed the permissible weight may cause damage and result in functional impairment of the hinges.

T: Includes height of appliance door Hinges in mm:	undamped hinge, Door in kg:	damped hinge, Door in kg:
1500-1750	22	22